

ServerMax

Intro

ServerMax cabinets maximize the performance of high value technological investments.



GENERAL CHARACTERISTICS

- Compliments your decor and environment
- Secure and sturdy
- Excellent passive air ventilation
- Wide range of sizes; 26U, 36U, 42U, 47U
- Depth sizes; 1000 mm. and 1200 mm
- Width sizes; 600 mm. and 780 mm
- 1000 kg load carrying capacity
- Useful and high internal volume
- High stability with standard 2 sliding type tilt bars
- Casters+ leveling feet as standard
- Floor fixing, plinth and baying kit options
- 115° openable front and 215° openable rear doors
- Standard colors, RAL 9005 Black & RAL 7035 Light Grey
- IP 20 protection standard
- Depth adjustable 19" mounting uprights even when the cabinet is fully loaded
- Multiple brushed cable entries on top and the bottom of the cabinet



SECURE HOUSING FOR ALL EIA-310 COMPLIANT ACTIVE EQUIPMENTS

Compatible with all EIA-310 compliant 19" equipment. All type of servers, brands will physically fit in ServerMAX server cabinet.


- L profile mounting rails have strong and adjustable structure, square holes in full length
- Numbered U positions facilitate easy installation of rack mounted equipment
- 3-point, swing handle door locking mechanism: high security for unauthorized access
- Strong protection against physical damage
- 63% perforated, 215 degrees opening, swappable doors (80% option available)
- Curved single front door for cabling flexibility and aesthetics
- Double rear doors for easy handling
- Lockable and removable side panels for improved security
- Removable bottom parts
- Reliable fan tray options; equipped with up to 6 x fans, on/off button, fuse, analog or digital thermostat & wired mesh fences



ServerMax

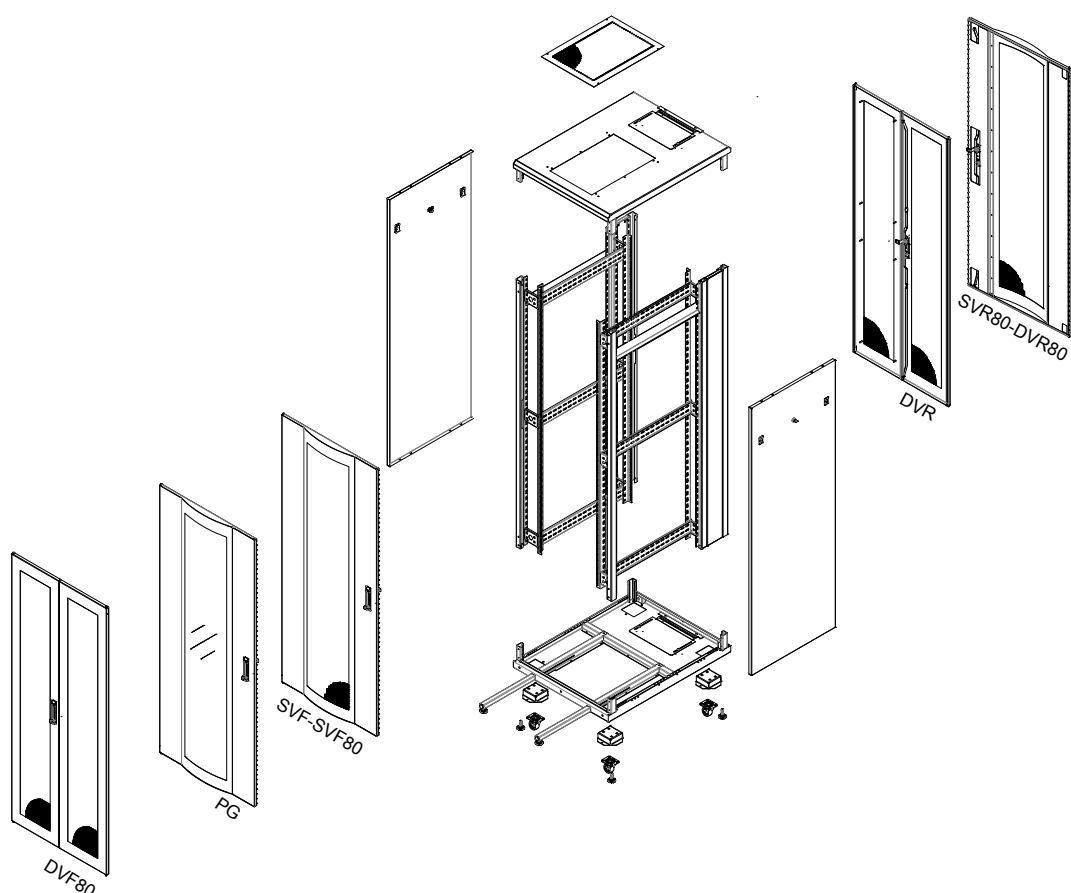
DIMENSIONS

PRODUCT REFERENCE*	PRODUCT DEFINITION (mm)	"U" HEIGHT	DEPTH OVERALL	DEPTH MAX MOUNTING PROFILE	HEIGHT VERTICAL MOUNTING PROFILE	HEIGHT WITHOUT LEVELLING FEET	HEIGHT WITH LEVELLING FEET MIN	HEIGHT WITH CASTERS
SRV26U60...	26U 600x1000	26	600	1000	740	1175	1309	1389
SRV36U60...	36U 600x1000	36	600	1000	740	1620	1754	1834
SRV42U60...	42U 600x1000	42	600	1000	740	1890	2002	2049
SRV47U60...	47U 600x1000	47	600	1000	740	2112	2224	2271
SRV26U80...	26U 780x1000	26	780	1000	740	1175	1309	1389
SRV36U80...	36U 780x1000	36	780	1000	740	1620	1754	1834
SRV42U80...	42U 780x1000	42	780	1000	740	1890	2002	2049
SRV47U80...	47U 780x1000	47	780	1000	740	2112	2224	2271



* Pls complete the reference code referring the "Reference Code Creation" on next page.
 * D=1200 mm option is available. For different U heights please refer to our sales office.

DOOR SELECTION TABLE



Door Code	Description	W
FRONT		
PG	Single, Curved Frame Plexi-Glass front Door, single point locking	Optional
SVF	Single Vented Front Door, 63% perforated, single point locking	Standard
SVF80	Single Vented Front Door, 80% perforated, single point locking	Optional
DVF80	Double Vented Front Door, 80% perforated, three point locking	Optional
REAR		
DVR	Double Vented Rear Door, 63% perforated, three point locking	Standard
SVR80	Single Vented Rear Door, 80% perforated, single point locking	Optional
DVR80	Double Vented Rear Door, 80% perforated, three point locking	Optional

REFERENCE CODE CREATION

Marked are also Default Config.

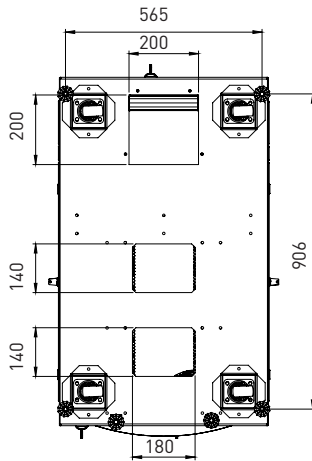
Example:

SRV42U80_03M2_PNY_DVF80DVR80

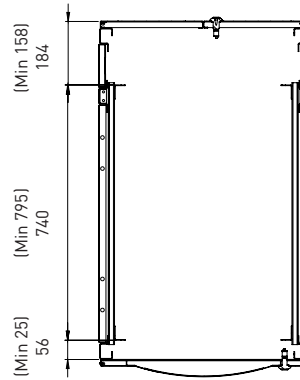
Product code	Color	Casters or leveling feet	Front door	Rear door
SRV42U80	M50 for Black M2 for Gray	TK for Casters PNY for Leveling feet	SVF, DVF, SG... Check the other options from door matrix please	SVR, DVR, SG... Check the other options From door matrix please

ServerMax


TECHNICAL DRAWINGS W=600 mm CABINETS



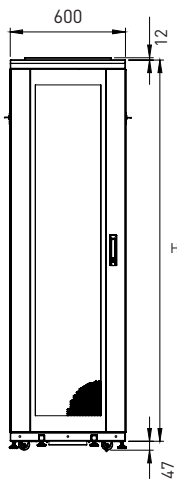
Bottom view



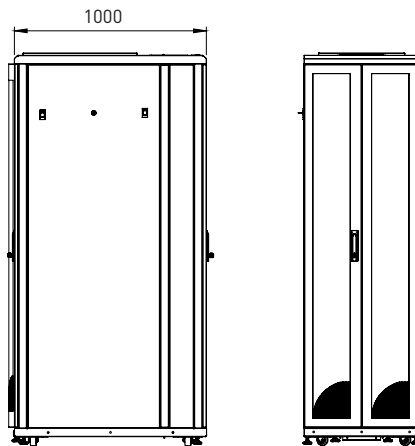
Mounting profile



Front view

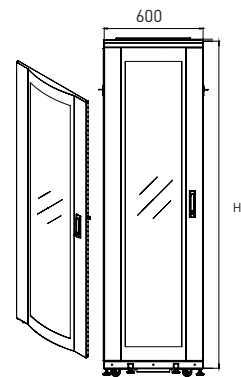


Front view

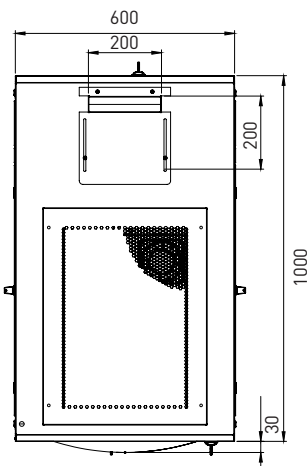


Side view

Back view

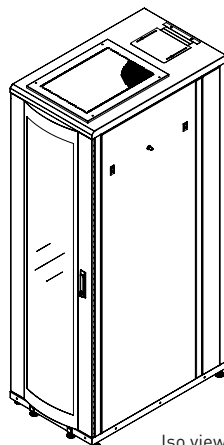


Front view

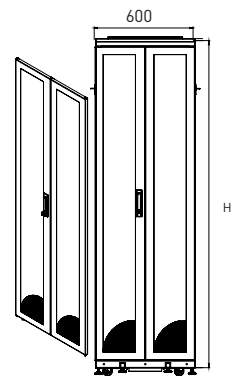


Top view

H= Enclosure height

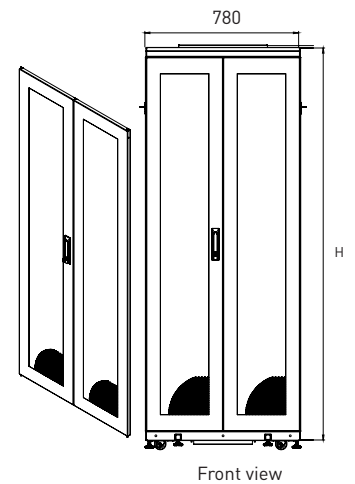
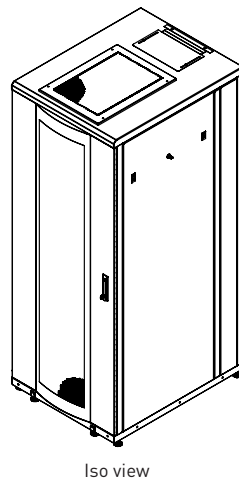
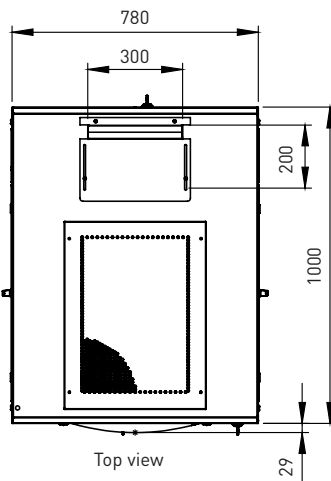

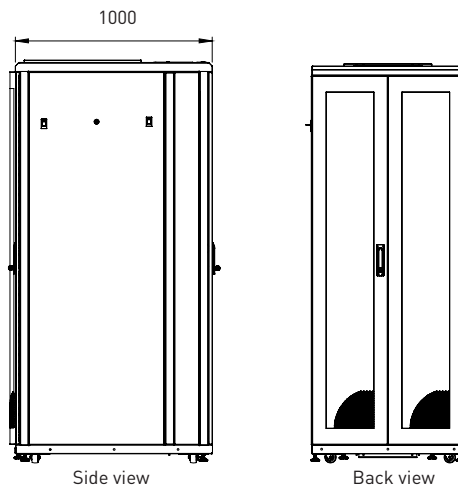
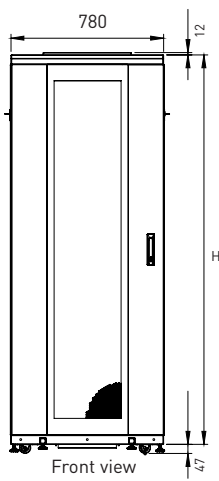
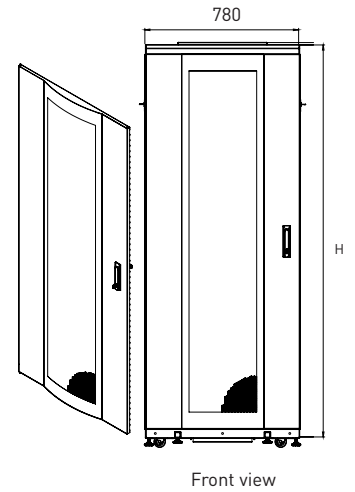
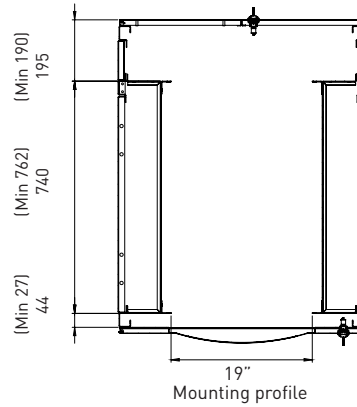
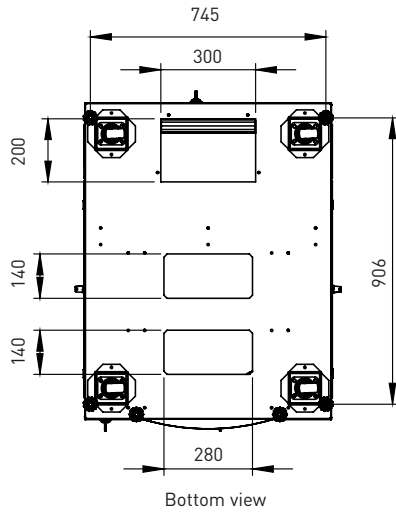


Iso view



Front view

TECHNICAL DRAWINGS W=800 mm CABINETS

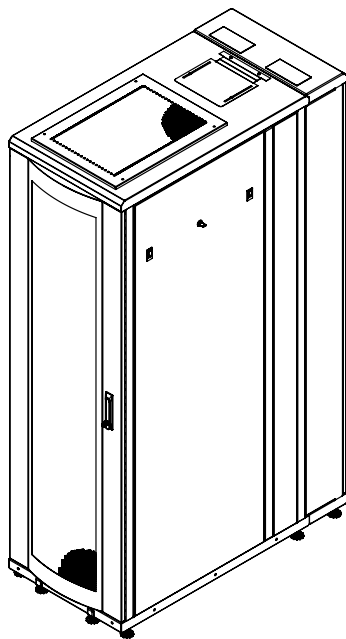


H= Enclosure height

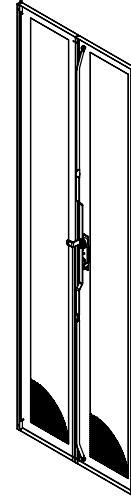
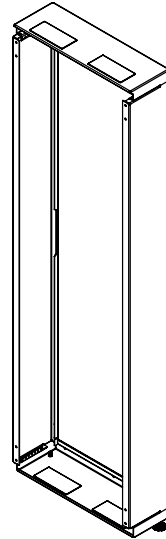
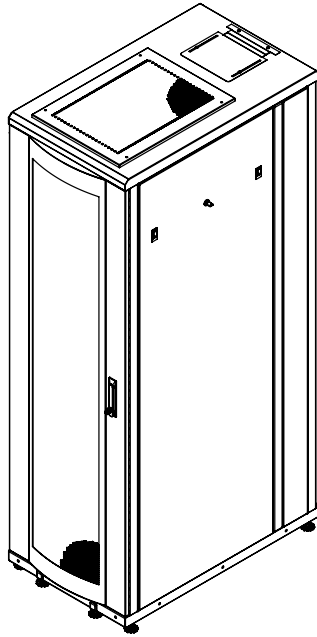
ServerMax

TECHNICAL DRAWINGS

EXTENTION UNIT D= 200mm for 600X1000mm CABINETS

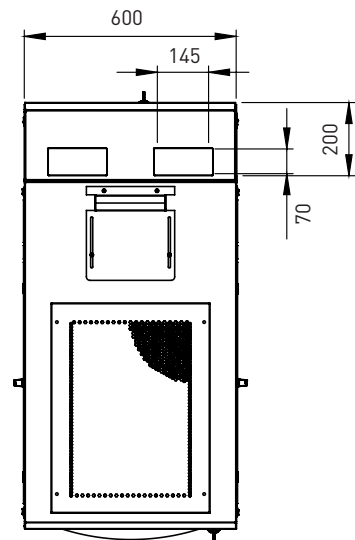


Iso view



Exploded view

Top view after extension unit



Note: Depth of existing cabinet + 200 mm

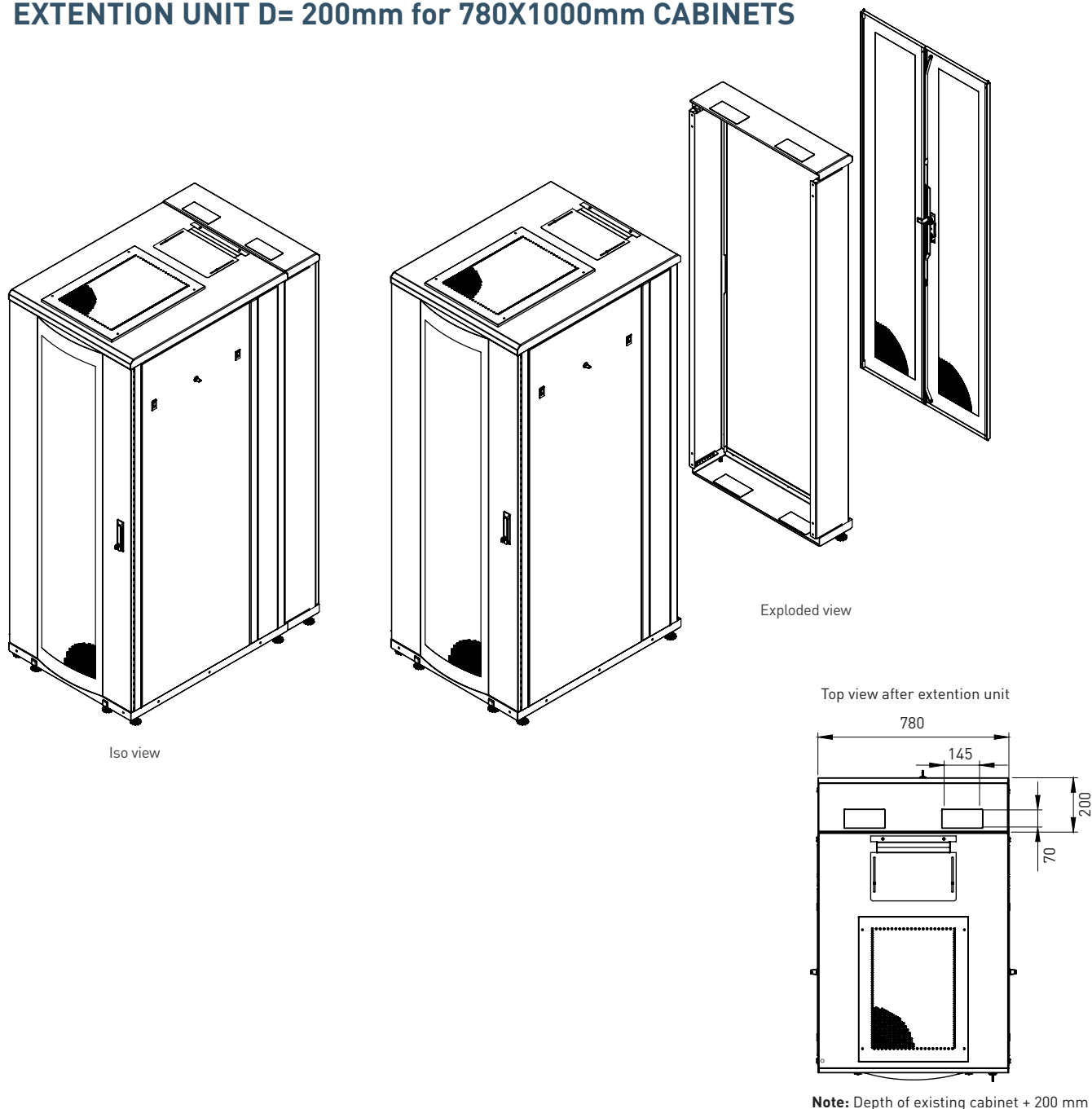
PRODUCT REFERENCE*	PRODUCT DEFINITION (mm)	U SIZE (mm)	WIDTH OVERALL (mm)	DEPTH OVERALL (mm)	HEIGHT WITHOUT LEVELLING FEET (mm)	HEIGHT WITH CASTERS (mm)
SRV26UEXT620_03M50	26U Extension unit D=200 mm, suitable for ServerMAX W=600 mm	26	600	200	1281	1328
SRV36UEXT620_03M50	36U Extension unit D=200 mm, suitable for ServerMAX W=600 mm	36	600	200	1726	1773
SRV42UEXT620_03M50	42U Extension unit D=200 mm, suitable for ServerMAX W=600 mm	42	600	200	1993	2040
SRV47UEXT620_03M50	47U Extension unit D=200 mm, suitable for ServerMAX W=600 mm	47	600	200	2215	2262

* For different U heights please refer to our sales office.

Note: Color code "M50" is RAL 9005 black, "M2" RAL 7035 light grey option is available

TECHNICAL DRAWINGS

EXTENTION UNIT D= 200mm for 780X1000mm CABINETS




Note: Depth of existing cabinet + 200 mm

PRODUCT REFERENCE*	PRODUCT DEFINITION (mm)	U SIZE (mm)	WIDTH OVERALL (mm)	DEPTH OVERALL (mm)	HEIGHT WITHOUT LEVELLING FEET (mm)	HEIGHT WITH CASTERS (mm)
SRV42UEXT820_03M50	42U Extention unit D=200 mm, suitable for ServerMAX W=780 mm	42	780	200	1993	2040
SRV47UEXT820_03M50	47U Extention unit D=200 mm, suitable for ServerMAX W=780 mm	47	780	200	2215	2262

* For different U heights please refer to our sales office.

Note: Color code "M50" is RAL 9005 black, "M2" RAL 7035 light grey option is available

19" FREE-STANDING RACK CABINETS



TILTING BAR

As standard, ServerMAX is fitted with 2 sliding type tilt bars to make the cabinet stable in weight center. Whenever the servers are moved out, tilt bars are drawn out to counter-balance the cabinets weight center.

CASTER AND LEVELLING FEET

Rotational type casters, 2 pieces front have lockable function
Levelling feet: Height adjustment from the floor 250 kg. load carrying capacity of each wheel and each levelling feet.

FAN MODULE

2 or 4 pcs. of fan on a module, with ON/OFF, analog or digital thermostat functions. Complete inner wiring. 1U.

LED LIGHT

Effective and powerful lighting.
Different dimensions 19", 1U, with ON/OFF switch, automatic door with ON/OFF switch or LED with sensor.


GROUNDING CONTINUITY

Grounding cables for all metal components. Cable connections with bolts and nuts for all doors.

ServerMax Accessories

VERTICAL CABLE ORGANIZER

Options from 26U to 47U. Large internal volume that protects all kind of electric and data cables and patch cords. It must have a large internal volume that can protect all kind of electric and data cables and patch cords. It attaches to the sides along 19" uprights and have cable entry holes.



FIXED AND SLIDING SHELF

Fixing points at the sides of rear and front 19" uprights.

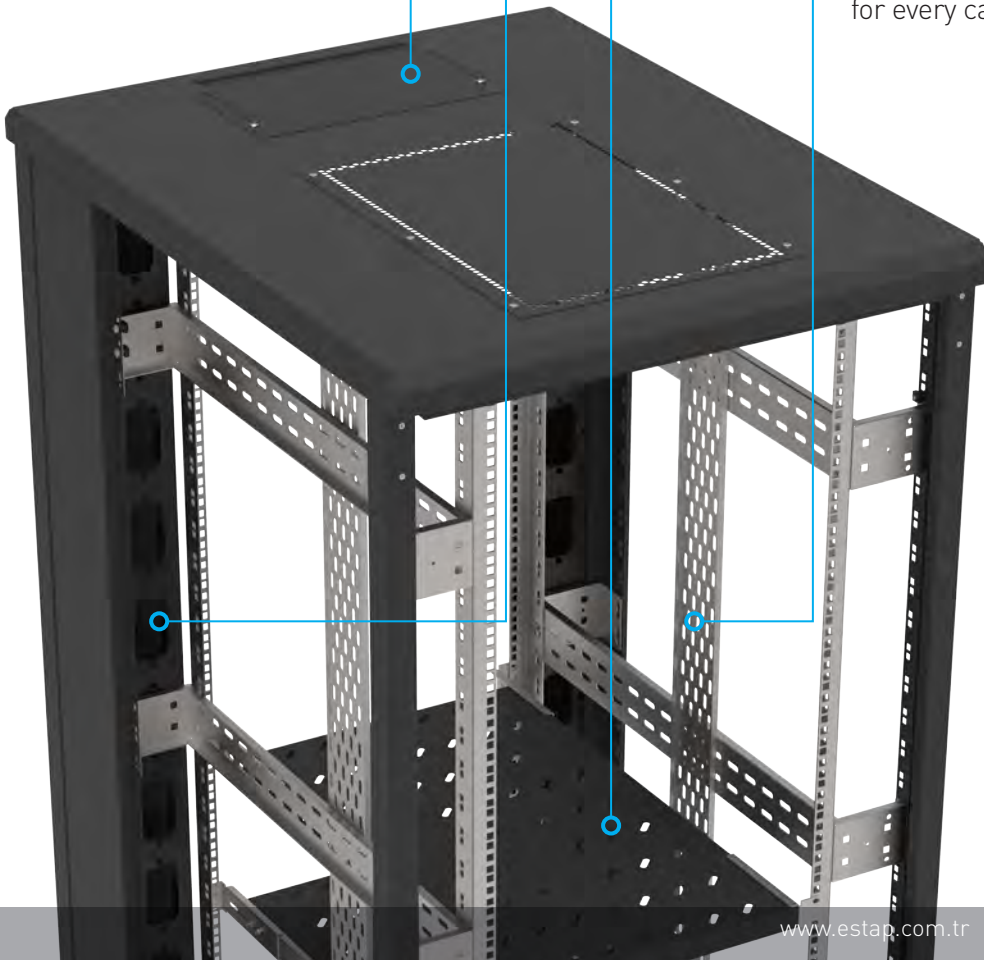
Vented for air circulation, adjustable depth, sheet steel material. Available for all kind of cabinet depths like 600mm, 800mm and 1000mm.

SLIDING TYPE CABLE ENTRIES

Cable access holes are provided in the top and bottom panels. One on top, one on bottom holes are special ESTAP style cable entries; sliding type with rubber edges.

CABLE TRAY

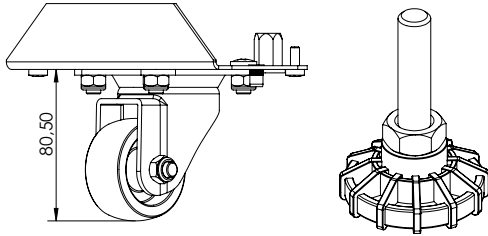
Options from 26U to 47U. The galvanized coating must be perforated to provide length and cable installation along the height of the cabinet. Unified cable tray for every cabinet range.



The image is for the width of 800 mm cabinet

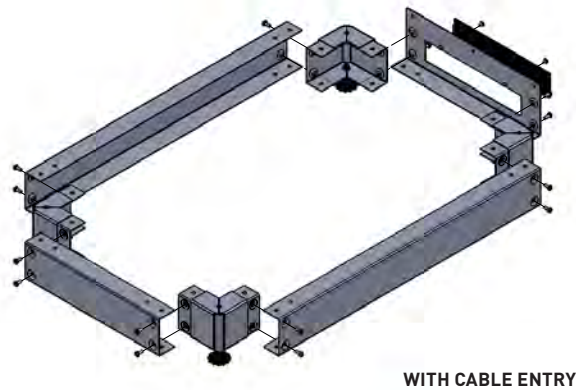
ServerMax Accessories

CASTER AND LEVELLING FEET

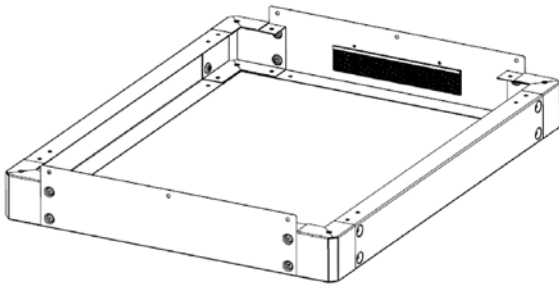


PRODUCT REFERENCE	DESCRIPTION
CST	Casters, 2 pcs. front are lockable
M11PNY02	Levelling feet (1 set= 4 pcs.)
M11PNY35	Heavy duty type levelling feet, metal, inner filled with rubber (1set= 4ea), height=35mm., adjustable
M11PNY99	Heavy duty type levelling feet, metal, inner filled with rubber (1set= 4ea), height=90mm., adjustable

PLINTH

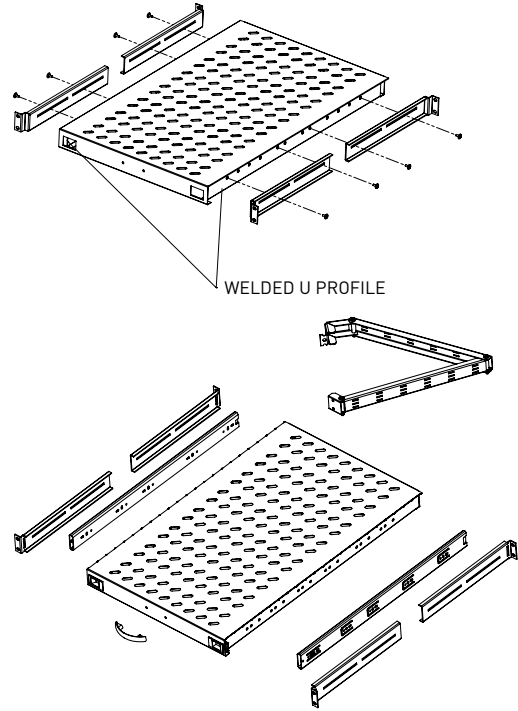


WITH CABLE ENTRY



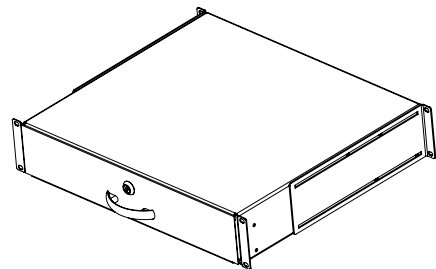
PRODUCT REFERENCE	DESCRIPTION
M11PNT610SRV_01M50	Plinth width= 600mm. depth= 1000mm. with balancing bars
M11PNT810SRV_01M50	Plinth width= 800mm. depth= 1000mm. with balancing bars

HEAVY DUTY TYPE SHELF



PRODUCT REFERENCE	DESCRIPTION	HxWxD (mm)
M55SR720_01M50	19", heavy duty fixed shelf, adjustable in depth	50x483x720
M55HR720_01M50	19", heavy duty sliding shelf, adjustable in depth, vented, complete with rear cable management system	50x483x720

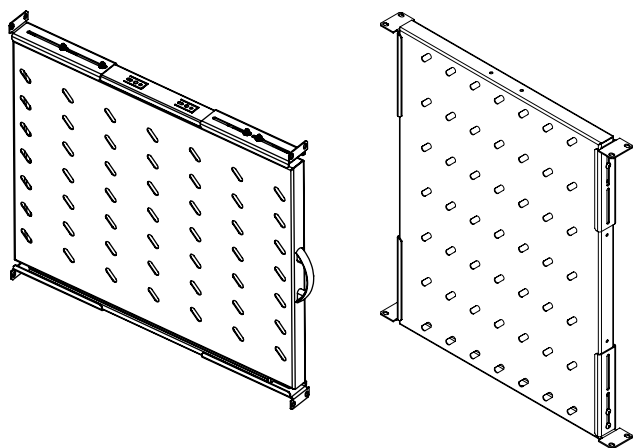
19" KEYBOARD DRAWER



PRODUCT REFERENCE	DESCRIPTION	DIMENSIONS WxHxD (mm)
M44CEK2U_01M50	2U 19" drawer, lockable suitable up to depth=800mm. Cabinets, for D=1000 mm cabinet usage extra brackets available in package, sheet steel material and load carrying capacity is 25 kg.	483x88x400
M44CEK3U_01M50	3U 19" drawer, lockable suitable up to depth=800mm. Cabinets, for D=1000 mm cabinet usage extra brackets available in package, sheet steel material and load carrying capacity is 25 kg.	483x133x400

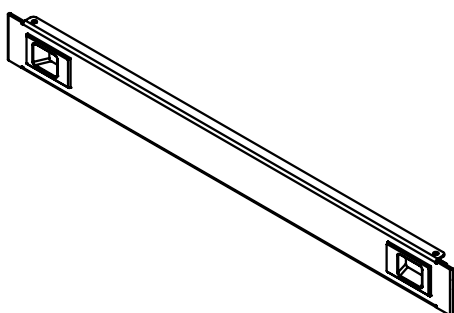
Note: Color code "M50" is RAL 9005 black, "M2" RAL 7035 light grey option is available

FIXED AND SLIDING SHELVES



PRODUCT REFERENCE	DESCRIPTION
SHLFIX100M50	D= 1000 mm fixed shelf module with slots, load capacity 50 kg., Ral9005, depth of the shelf D= 696 mm, 4-points fixed. Only suitable for 1000 mm depth cabinets.
SHLSLD100M50	D= 1000 mm sliding shelf module with slots, load capacity 30 kg., Ral9005, depth of the shelf D= 696 mm, 4-points fixed. Only suitable for 1000 mm depth cabinets.

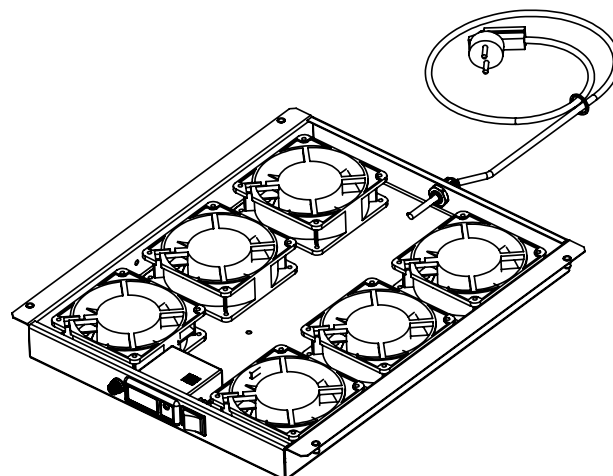
BLANK PANELS



PRODUCT REFERENCE	DESCRIPTION	DIMENSIONS WxHxD (mm)
E44BPN01_0150M	1U 19" Blank panel	483x44x12
E44BPN02_0150M	2U 19" Blank panel	483x88x12
E44BPN03_0150M	3U 19" Blank panel	483x133x12
E44BPN04_0150M	4U 19" Blank panel	483x177x12
E44BPN05_0150M	5U 19" Blank panel	483x222x12
E44BPN06_0150M	6U 19" Blank panel	483x266x12
P44BPN06_01M50	6U 19" Modular plastic blank panel (ABS)	483x266x12

Note: Color code "M50" is RAL 9005 black, "M2" RAL 7035 light grey option is available

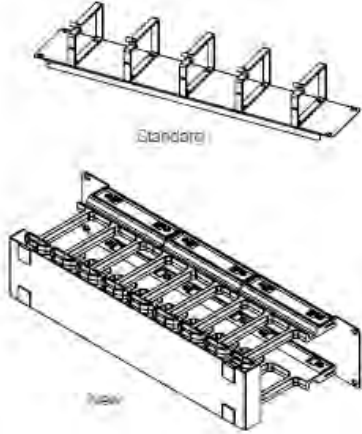
FAN MODULE



PRODUCT REFERENCE	DESCRIPTION
FAN4DT4F01_M50	Fan module, 4 fan + digital thermostat, 2P+E plug, schuko std., 4 pre-cut hole
FAN4DT4F02_M50	Fan module, 4 fan + digital thermostat, 2P+E plug, UK std., 4 pre-cut hole
FAN4O04F01_M50	Fan module, 4 fan + On/Off, 2P+E plug, schuko std., 4 pre-cut hole
FAN4O04F02_M50	Fan module, 4 fan + On/Off, 2P+E plug, UK std., 4 pre-cut hole
FAN4AT4F01_M50	Fan module, 4 fan + analog thermostat, 2P+E plug, schuko std., 4 pre-cut hole
FAN4AT4F02_M50	Fan module, 4 fan + analog thermostat, 2P+E plug, UK std., 4 pre-cut hole
FAN6DT6F01_M50	Fan module, 6 fan + digital thermostat, 2P+E plug, schuko std., 6 pre-cut hole
FAN6DT6F02_M50	Fan module, 6 fan + digital thermostat, 2P+E plug, UK std., 6 pre-cut hole
FAN6O06F01_M50	Fan module, 6 fan + On/Off, 2P+E plug, schuko std., 6 pre-cut hole
FAN6O06F02_M50	Fan module, 6 fan + On/Off, 2P+E plug, UK std., 6 pre-cut hole
FAN6AT6F01_M50	Fan module, 6 fan + analog thermostat, 2P+E plug, schuko std., 6 pre-cut hole
FAN6AT6F02_M50	Fan module, 6 fan + analog thermostat, 2P+E plug, UK std., 6 pre-cut hole

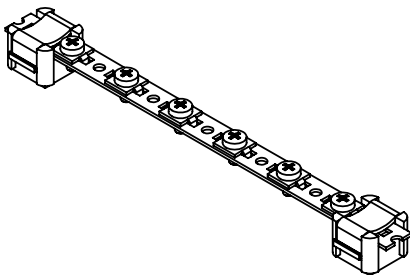
ServerMax Accessories

HORIZONTAL CABLE MANAGER



PRODUCT REFERENCE	DESCRIPTION	DIMENSIONS WxHxD (mm)
E44ORG1U_01M50	1U 19" cable management panels with 5 metal rings	483x44x80
E44ORG1UPLST_01M50	1U 19" cable management panels with 4 plastic rings	483x44x80
E44ORG1UN_01M50	1U 19" cable management panel, channel type and with removable cover	483x44x71
E44ORG2F_01M50	1U 19" cable management panels with front patch cord access holes, L shaped, rear tray for cable support	483x44x124
E44ORG2F_01M50BN	1U 19" cable management panels with front patch cord access holes, basic blank panel shaped	483x44x10
E44ORG2U_01M50	2U 19" cable management panels with 5 rings	483x88x76
E44ORG1F_01M50	1/2U 19" cable management panels with front patch cord access holes	483x22x100
E44ORG2UFT_01M50	2U 19", Cable Management Panels with 5 Metal Rings - Finger Type	483x88x166

GROUNDING KIT



PRODUCT REFERENCE	DESCRIPTION
M44PEB01	Grounding kit, 6 each earthing leads + copper busbar
M44PEB19_01	Grounding kit, 13 each earthing leads + copper busbar

VERTICAL CABLE MANAGER




PRODUCT REFERENCE	DESCRIPTION
M44ORG26_03M50	26U Vertical Cable Organizer
M44ORG36_03M50	36U Vertical Cable Organizer
M44ORG42_03M50	42U Vertical Cable Organizer
M44ORG47_03M50	47U Vertical Cable Organizer

LED LIGHT

PRODUCT REFERENCE	DESCRIPTION	HxWxD (mm)
MAYDNLED-IRM	LED LIGHT	10X300X30

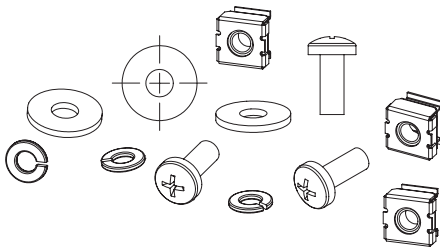
Note: Color code "M50" is RAL 9005 black, "M2" RAL 7035 light grey option is available

CABLE TRAY



PRODUCT REFERENCE	DESCRIPTION
CT2610	Cable Tray, 26U, w= 100 mm
CT3610	Cable Tray, 36U, w= 100 mm
CT4210	Cable Tray, 42U, w= 100 mm
CT4710	Cable Tray, 47U, w= 100 mm

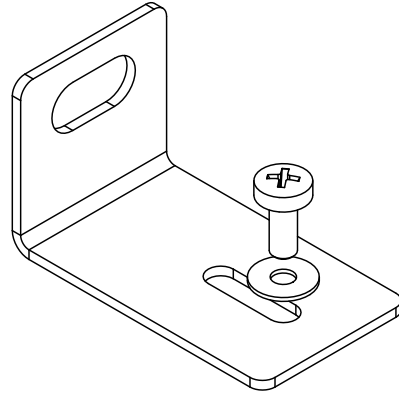
FIXINGS



PRODUCT REFERENCE	DESCRIPTION
KFS6X15_20	M6 caged nut, screw, washer (1set=20ea)
KFS6X15_50	M6 caged nut, screw, washer (1set=50ea)

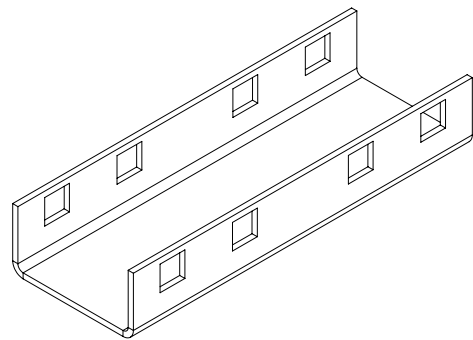
Note: Color code "M50" is RAL 9005 black, "M2" RAL 7035 light grey option is available

FLOOR FIXING KIT



PRODUCT REFERENCE	DESCRIPTION
M44DPR03X	Floor fixing kit for W=600mm
M44DPR04X	Floor fixing kit W= 800 mm

BAYING KIT



PRODUCT REFERENCE	DESCRIPTION
M44BLG01	Baying kit for all type of cabinets

ServerMax

TECHNICAL CHARACTERICS

FRONT DOOR

Single opening, monoblock, welded, curved, 63% perforated

FRONT DOOR CONSTRUCTION

Monoblock curved, welded construction

FRONT DOOR LOCK

Handle type, 3 point locking

HINGE SYSTEM

Spring loaded

DOOR OPENING ANGLE AND SWAPPING

215 degree

SIDE PANEL

Solid metal, 1 mm. Left and right (2ea.)

CONSTRUCTION

Lockable, removable c/with slam latches and lock

LOCK

Barrel type lock unit, single point + slam latch (2ea)

REAR DOOR

Solid metal, 1 mm

REAR DOOR CONSTRUCTION

Double door opening, 63% perforated, lockable, removable

REAR DOOR LOCK

Handled type lock unit, 3 point

HINGE SYSTEM

Spring loaded

DOOR OPENING ANGLE AND SWAPPING

215 degree

FRAMEWORK

Top and bottom base units

Solid Metal 2 mm

Top and bottom base units construction

Completely welded corner socket system

UPRIGHTS

Solid metal, 2 mm

UPRIGHTS CONSTRUCTION

Tightly fixed into top and bottom base units

3 times folded 3 x 2 = 6 folds

SIDE PANEL DIVIDER PROFILE

Solid metal 2 mm

SIDE PANEL CONSTRUCTION

Tightly fixed into top and bottom base units

4 times folded x 2 = 8 folds

INTERIOR PARTS

19" MOUNTING ANGLES

Solid metal, 2 mm

1 times folded for an L profile system

U marking available

2 ea. at rear, 2 ea. at front

Pre-configured as 19"

Zinc plated, passivated, 8-12 micron

Adjustable in depth

OMEGA TYPE SUPPORT RAILS IN DEPTH

Solid metal, 1,5 mm

3 times folded for W=600 mm cabinets

Omega type folded for W=780 mm cabinets

3 ea. at left, 3 ea. at right 26U and 36U

4 ea. at left, 4 ea. at right 42U and 47U

PURCHASED PRODUCT CERTIFICATION

SHEET STEEL

EN 10346: 20015 DX51D+Z, EN 10130: 2006 DC01

ELECTROSTATIC POWDER COATING

ISO6860, ISO2409, ISO1520, ISO2815, ISO6272, ISO7253, ISO6270-1, ISO2812

ISO 9001, RoHS

GLASS

TS EN 12150-1, TS EN 1863-1

LOCK

IEC 62474, REACH, RoHS

CASTORS

ISO 9001, TS EN 12532, RoHS

FAN

IEC 60335-2-80:2002, IEC 60335-1:2010

TESTS AND COMPLIED STANDARDS

TESTS AND COMPLIED STANDARDS

- 1) ISO 9001:2015 Quality Management System
- 2) ISO 14001:2015 Environmental Management System
- 3) ISO 27001:2013 Information Security Management System
- 4) ISO 45001:2018 Occupational Health and Safety Management System
- 5) 19" device mounting uprights IEC 297-1
- 6) EN 61587-1 Mechanical structures for electronic equipment.
- 7) All cabinet sizes complies with IEC 297-2.

RESISTANCE TO ENVIRONMENTAL CONDITIONS AND CORROSION;

STABILITY, MECHANICAL SAFETY, RESISTANCE TO STATIC, DYNAMIC AND MECHANICAL LOADS;

RESISTANCE TO VIBRATION, MECHANICAL SHOCK AND IMPACT;

DEGREES OF MECHANICAL PROTECTION PROVIDED BY THE ENCLOSURE (IP20);

ELECTRICAL GROUNDING CONTINUITY;

FIRE AND FLAME RESISTANCE;

Have been tested according to the standard " EN 61587-1" with the normative standards: IEC 60917, IEC 60297, IEC 60068-1, IEC 60068-2, IEC 60695-11-10, IEC 60950-1, contained and certified by the notified organizations::

TSE CERTIFICATE NO

003788-TSE-08/02

EAC CERTIFICATE NO

0443637, 0776963, 0345864, 0401678, 0776653

CORROSION

ISO 9227 Standard complied by the test report METALTEK AB-0547-T / 0157-1

TRANSPORT

ETS 300 019-1-2 Class 2.3 Comply with internal testing

STORAGE

ETS 300 019-1-1 Class 1.2 Comply with internal testing

SURFACE FINISH

Electrostatic powder coated c/with surface treatment , 80 +/- 5 micron paint thickness

